

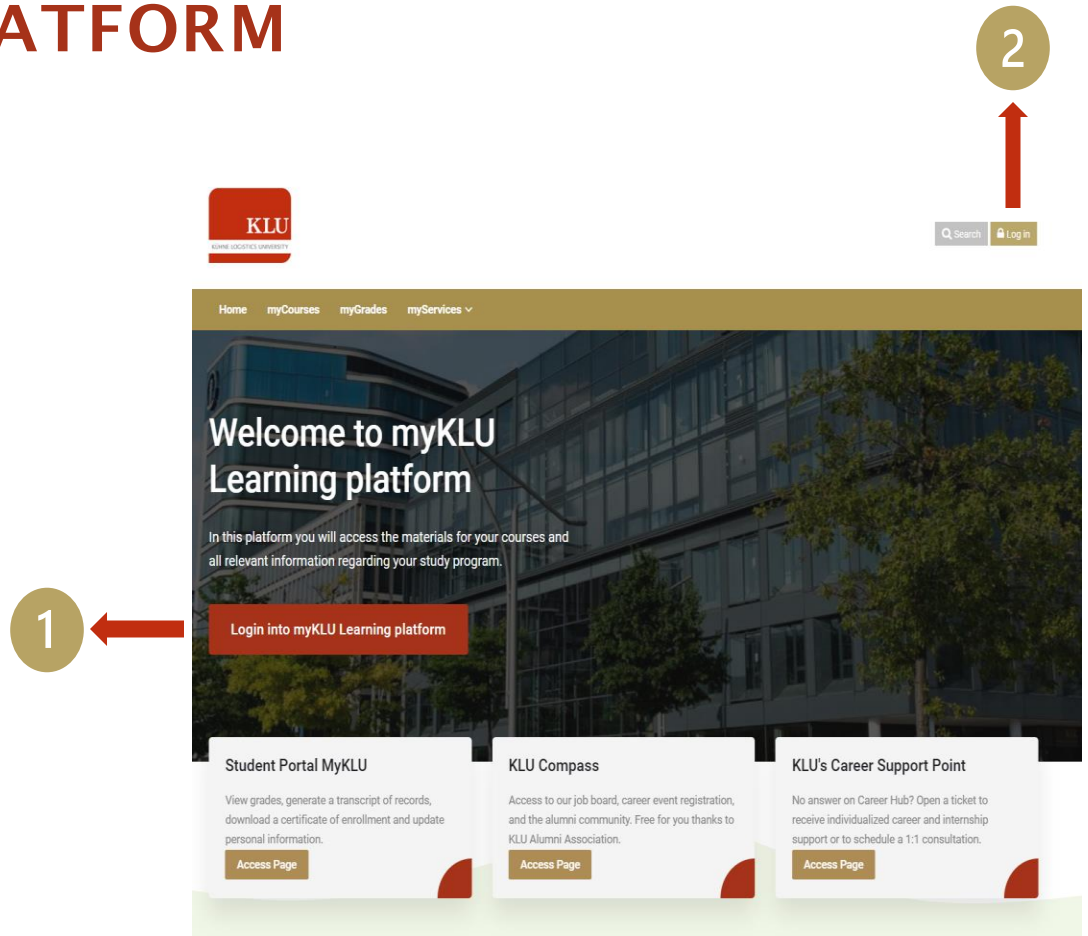
# OVERVIEW OF THE MYKLU LEARNING PLATFORM



# ACCESSING MYKLU LEARNING PLATFORM

- Open your web browser\* and go to <https://myklumoodle.the-klu.org>.
- Log in using your KLU email address as username and password.

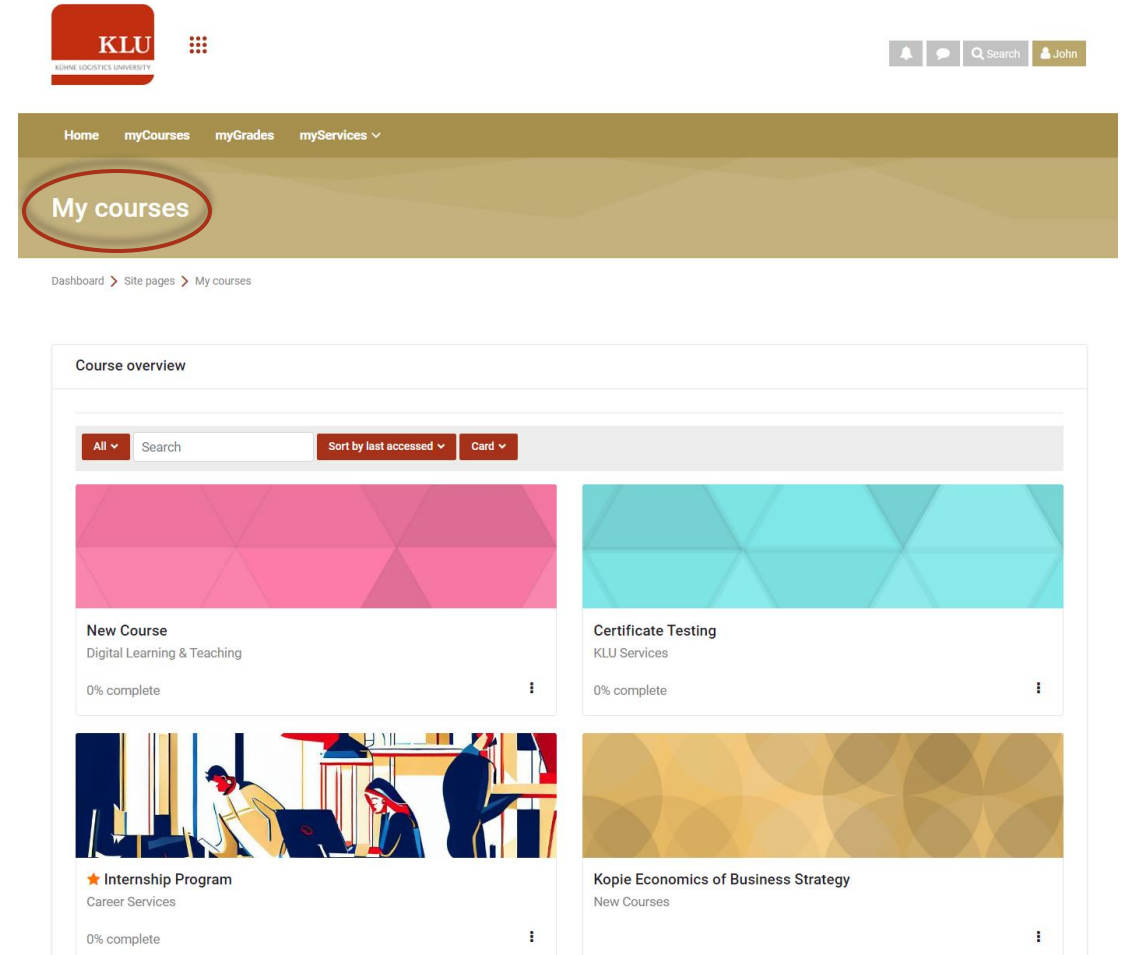
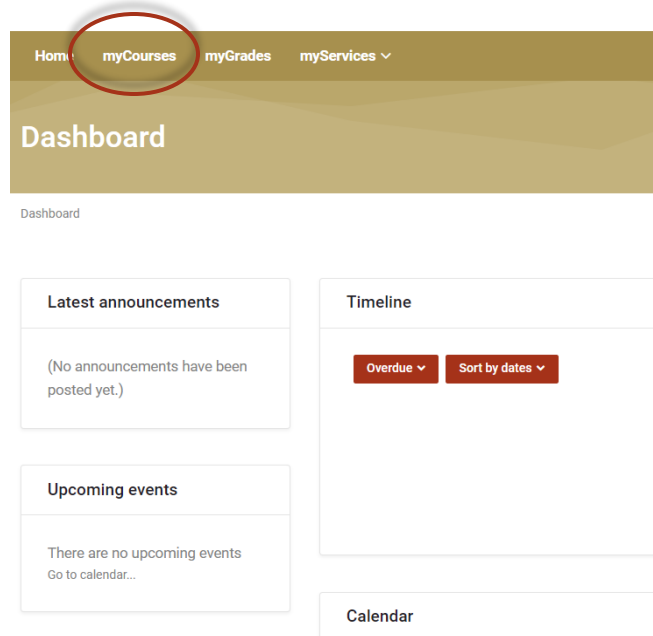
Once logged in, you will see your personalized dashboard.



\*Recommended Browsers: Latest version of Google Chrome / Mozilla Firefox

# ACCESSING YOUR COURSES

To view all your courses, click on **myCourses**, located on the top menu:



# NAVIGATING YOUR COURSES

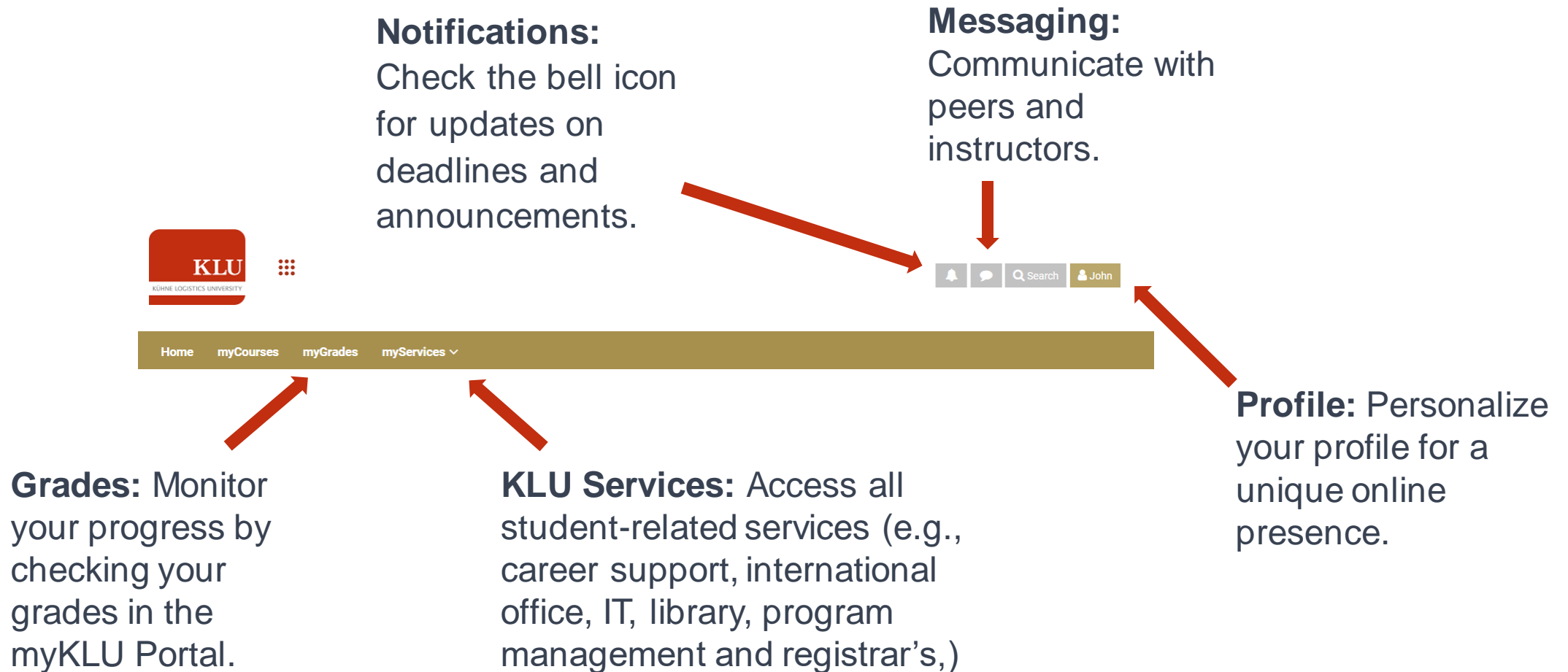
Once you open a course, you will be able to find your lectures, readings, videos, assignments, forums, and quizzes.

Use the course menu or navigation sidebar to quickly move between sections and activities.

The screenshot displays a course navigation interface. At the top, a navigation bar includes links for Home, myCourses, myGrades, and myServices. The main content area is divided into two sections. On the left is a vertical sidebar labeled "Sidebar" in green text, containing several panels: "Course Contacts" (showing "ExpertTrainer" by Michael Testdozent), "Latest announcements" (no announcements yet), "Upcoming events" (no events), "Activities" (Chats and Forums), and "Recordings" (not yet provisioned). On the right is the main course content area, starting with a "Welcome to [COURSE TITLE]" message, followed by a "Module Overview" section with a placeholder "Replace this text". Below this are controls for "Open all" and "Close all" sections, and an instruction: "Clicking on the section name will show / hide the section." The main content area lists several sections: "Syllabus and Assessment", "Module Communications and Zoom Meetings", and five sessions, each with a chevron icon and the text "(Session Title) (Date)". A red arrow points upwards from the text "Course Sections" at the bottom towards the session list.

\*Sample Course Only

# STAYING INFORMED AND CONNECTED



# PLATFORM QUESTIONS AND TROUBLESHOOTING



If you have any platform-related questions or need any additional support, please do not hesitate to contact us at [e-learning@the-klu.org](mailto:e-learning@the-klu.org)